

AUDITORS REPORT 2017-2018

1. We have audited the attached Balance Sheet of **Netaji Subhash Engineering College, as at 31st March, 2018** and also the annexed Income & Expenditure Account of the Society for the year ended on that date annexed thereto. The compilation and presentation of these financial statements are responsibility of the Societies. Our responsibility is to express an opinion on these financial statements based on our audit.
2. We conducted our audit in accordance with auditing standards generally accepted in India. Those standards require that we plan and perform the audit to obtain reasonable assurance about whether the financial statements are free of material misstatement. An audit includes (a) examining on a test basis, evidence to support the financial statement amounts and disclosures in the financial statement (b) assessing the accounting principles used in the preparation of financial statements (c) assessing significant estimates made by the management in the preparation of the financial statements and (d) evaluating overall financial statement presentation. We believe that our audit provides a reasonable basis for our opinion.

Further to our comments, we report that:

- (a) We have obtained all the information and explanations, which to the best of our knowledge and belief were necessary for the purpose of our audit.
- (b) In our opinion, proper books of account as required by law, have been kept by the Society so far as appears from our examination of the books of the Society.
- (c) The Balance Sheet and the Income & Expenditure Account referred to in this report are in agreement with the books of account of the Society.
- (d) In our opinion and to the best of our information and according to the explanations given to us, the said Balance Sheet and the Income & Expenditure Account, together with other notes thereon, give a true and fair view in conformity with the accounting principles generally accepted in India:-
 - (i) in the case of the Balance Sheet of the state of affairs of the Society as at 31st March, 2018, and
 - (ii) in the case of the Income & Expenditure Account, of the surplus of the Society for the year ended on that date.

Date: 23.09.2018

Place: Kolkata

For Basu Mitra & Co.
Chartered Accountants


Partner

M.No.-062886

FRN 322742E

Netaji Subhash Engineering College
Unit of : THE INSTITUTE OF COMPUTER ENGINEERS (INDIA)
 Old Kapasdanga, P.O. & Dist. - Hooghly, Pin - 712105
Balance Sheet as on 31.03.2018

Particulars	Sch.No	Amount(Rs)
<u>SOURCES OF FUNDS</u>		
A. Owned Funds		
Trust fund		
Reserves & Surplus	1	1,11,38,74,244.28
Secured Loans	2	14,36,90,681.25
		1,25,75,64,925.53
<u>APPLICATION OF FUNDS</u>		
A. Fixed Assets		
Gross Block	3	59,11,02,797.00
Less, Depreciation		3,62,32,263.84
Net Block		55,48,70,533.24
B. Investments		
	4	18,08,87,686.00
C. Current Assets		
Cash in hand & at Bank	5	1,86,26,821.80
Other Current Assets	6	57,25,43,891.62
		59,11,70,713.42
D. Less: Current Liabilities & Provisions		
Current Liabilities	7	6,93,64,007.14
Net Current Assets		52,18,06,706.28
Preliminary Expenses to be written off:		
Total		1,25,75,64,925.52

Schedules 1 to 7 referred to above form an integral part of the Balance Sheet.
 For The Institute of Computer Engineers (India)

Authorised Signatory

In terms of our attached report of even date
BASU MITRA & Co.
 Chartered Accountants



PARTNER
 M. NO. - 062886
 Place : Kolkata
 Date : 23.09.2018

Netaji Subhash Engineering College
 Unit of : THE INSTITUTE OF COMPUTER ENGINEERS (INDIA)
Old Kapasdanga, P.S. & Dist - Hooghly, Pin - 712103
Income & Expenditure Account for the year ended March 31,2018

Particulars	Sch. No	Amount(Rs)
INCOME		
Tuition fees from Students		34,37,74,795.25
Other Incomes	8	1,27,02,661.00
		35,64,77,456.25
EXPENDITURE		
Payment to & provision for Employees	9	15,17,67,862.00
Office & Administration Expenses	10	8,59,94,759.18
Financial Expenses	11	5,23,201.33
Depreciation	3	3,62,32,267.84
		27,45,18,086.35
NET SURPLUS (CARRIED OVER TO BALANCE SHEET)		8,19,59,369.90

Schedules 8 to 12 referred to above form an integral part of the Income & Expenditure Account For Netaji Subhash Engineering College

Authorised Signatory

In terms of our attached report of even date
 BASU MITRA & Co.
 Chartered Accountants

Subash B.

PARTNER
 M. NO. - 062886
 Place : Kolkata
 Date : 23.09.2018

forming part of Balance Sheet

Particulars	
Schedule 1	
RESERVES & SURPLUS	
As per Account	1,03,19,14,874.38
Add: Surplus	8,19,59,369.90
Add: Revaluation Reserve	
Add: Corpus Fund	
	1,11,38,74,244.28
Schedule 2	
SECURED LOANS	
Bank Overdraft Account	(13,285.30)
Loan from TEQIP	14,37,03,966.55
	14,36,90,681.25
Schedule 4	
INVESTMENTS	
Principal Amount of Fixed Deposits	14,09,82,418.00
Accrued Interest on Fixed Deposits	3,99,05,268.00
Recurring Deposit	
	18,08,87,686.00
Particulars	
Schedule 5	
CASH IN HAND & BANK	
Axis Bank - Sec - V, Salt Lake	45,45,711.86
Allahabad Bank, Chinsurah	6,08,956.00
Allahabad Bank, Salt Lake	1,90,494.00
Allahabad Bank, Cosimbazar	
Allahabad Bank, Durgapur	
Allahabad Bank, Garia	
Allahabad Bank, Park Street	
Allahabad Bank, Raiganj	
State Bank of India, NBI	
State Bank of India, Cossipur	
State Bank of Travancore, Park Street	
United Bank of India, Santoshpur	
Uttar Banga Gramin Bank	
Union Bank of India, Deshbandhu Para	
Axis Bank - Chinsurah	
Axis Bank - Pipulpani	
Canara Bank Camac Street Branch	
HDFC Bank, Sec - II, Salt Lake	
Punjab National Bank, Garia	25,185.00
Punjab National Bank, Sec - V, Salt Lake	13,12,570.62
Punjab National Bank, Sec - III, Salt Lake	18,30,704.93
Punjab National Bank, Shakespeare Sarani	
Punjab National Bank, TEQIP	28,248.54
Punjab National Bank, TEQIP	3,08,085.65
Punjab National Bank, TEQIP	17,19,907.64
Punjab National Bank, TEQIP	1,05,494.56
Punjab National Bank, TEQIP	2,60,464.65
Punjab National Bank, TEQIP	2,71,858.65
Punjab National Bank, TEQIP	3,68,599.65
Punjab National Bank, TEQIP	3,33,874.65
State Bank of Travancore, Sec - III, Salt Lake	
State Bank of Travancore, Sec - III, Salt Lake	
State Bank of Travancore -Rajarhat	
State Bank of Travancore -Kolkata Main Br	4,89,707.72
Union Bank of India, IEP	1,96,603.03
Union Bank of India, Kalyani Branch	28,83,796.54
U.KGB Phulbari	6,90,075.11
Punjab National Bank, Sec - III, Salt Lake	
State Bank of India Camac Street Branch	
State Bank of Bikaner & Jaipur, Salt Lake	
State Bank of India Salt Lake	
Punjab National Bank - IIPC	24,55,483.00
Central Bank of India	
Cash in Hand (As Certified)	1,000.00
	1,86,26,821.80



Particulars		
Schedule 6		
OTHER CURRENT ASSETS		
Advance for Land		
Advance for Building		
Advance to Inter Unit Entities		
Advance to Other Entities		10,14,51,710.12
Other Advances		41,30,14,616.50
Inventories		90,00,166.00
Staff Advance		
Sundry Debtors		
Tender Deposit		15,00,000.00
Earnest Money with AICTE		
Arrear TDS Refundable		
TDS Refundable for this year %		77,40,567.00
Security Deposits		12,47,710.00
Service Tax Payable		10,27,939.00
Other Current Assets		
Deposit for Rent		3,51,91,869.00
Advance to Creditors		
Advance DD in Hand		1,18,000.00
Advance for Project Expenses		
Advance for Office Premises		
Advance to Salary		
Monthly Plus Recurring Deposit		21,00,000.00
Interest against Recurring Deposits		1,51,314.00
		57,25,43,891.62
Particulars		
Schedule 7		
CURRENT LIABILITIES		
Caution Money Deposits		5,17,08,456.00
Provision for Audit Fees		1,20,000.00
Provision for Liabilities		
Advance from Inter Unit Entities		
Advance from Other Entities		6,14,261.00
Interest Fund Account TEQIP		(1,07,777.86)
Project - IIT Kharagpur Control System		
Project - EDC		
Project- Workshop A/c		
Fund Receipts		10,56,000.00
Employees Provident Fund		
Employees ESF		
Profession Tax		
Scholarship		
Security Deposit		
Loan (TEQUIP)		33,28,485.00
Duties & Taxes		11,96,032.00
Salary Payable		
TDS Payable		
Liability for Expenses		
Center Fees for Exam of WBUT		1,09,60,086.00
WBUT Exam & Registration Fees		
Sundry Creditors		4,88,465.00
		6,93,64,007.14
Schedule 8		
OTHER INCOME		
Interest on Fixed Deposits		1,18,50,610.00
Interest on Recurring Deposit Account		3,71,966.00
Donation Received		
School Income		
Miscellaneous Receipts		1,36,537.00
Prospectus Fund/Sale of Books		
Bus Fees		
Interest on Savings Account		3,43,548.00
		1,27,02,661.00

PAYMENT TO & PROVISIONS FOR EMPLOYEES

Staff salaries	14,74,13,283.00
Employer's Provident Fund Contributions	38,38,078.00
Employer's Contribution to ESI	1,95,069.00
Administrative Expenses for P.F	3,21,432.00
	15,17,67,862.00

Particulars

Schedule 10

OFFICE & ADMINISTRATION EXPENSES

Audit & Accounting Charges	
Audit Fees	1,20,000.00
Advertisement Expenses	55,20,556.00
Affiliation & Approval Fees	9,37,000.00
Allowances	
Books & Periodicals	
Bus / Car Hire Charges	24,45,393.00
Computer Consumables	3,25,792.00
Center Expenses	
Consultancy Charges	88,94,028.00
Donations & Subscriptions	2,16,59,826.00
Medical Expenses	
Electricity Charges	86,10,825.00
Educational Expenses	
Employer's Profession Tax	
Assesed Profession Tax	
Interest on Service Tax	
Faculty Development Expenses	12,62,340.00
Fuel Charges	22,70,127.00
Freight Charges	
Office Expenses	18,61,813.00
Garden Expenses	
General Expenses	21,06,845.00
Project Expenses	
Insurance Premium	1,81,680.00
Lab Consumables	
Legal and Filing Expenses	3,92,069.00
Library Software	
License Fees	
Membership & Registration Fees	
Miscellaneous Expenses	40,000.00
Rates & Taxes	6,49,498.00
Printing & Stationery	15,69,600.00
Postage and Telegramme	1,904.00
Promotional Expenses	18,725.00
Repairs Renewals and Renovations	51,20,572.00
Royalty	
Rent	
Refreshment	
Research & Development	
Internet Expenses	10,93,977.18
Security Guard Charges	43,97,727.00
Service Tax	
Seminar, Conference, Workshop and Fair Charges	2,88,579.00
Stall Hire Charges	2,67,844.00
House Keeping Expenses	24,500.00
Staff Welfare Expenses	26,85,535.00
Students Uniform, Games & Welfare Expenses	57,22,115.00
WBUT Exam Expenses	
Water Tax	95,826.00
Telephone expenses	2,94,906.00
Training & Placement Expenses	45,23,741.00
Transportation Coolie & Cartage Charges	1,199.00
Travelling & Conveyance	26,10,217.00
	8,59,94,759.18

Particulars

Schedule 11

FINANCIAL CHARGES

Bank Interest	4,16,738.55
Bank Charges	1,06,462.78
	5,23,201.33

Particulars	Dep Rate	Balance as on 31.03.2017	Additions this Year		Total (Rs.)	Dep Rate	Depreciation for the year 2017-2018	Balance as on 31.03.2018
			01.04.2017 to 30.09.2017	01.10.2017 to 31.03.2018				
Building	0%	1,23,53,278.39			1,23,53,278.39	0%		1,23,53,278.39
Computers	5%	50,69,82,130.22	26,30,722.00	13,16,181.00	51,09,29,033.22	5%	2,55,13,547.14	48,54,15,486.09
Library books	60%	26,71,638.82	9,37,563.00	1,09,275.00	37,18,476.82	60%	21,98,303.59	15,20,173.23
Library books (TEQIP)	60%	11,00,372.95	1,28,388.00	6,11,176.00	18,39,936.95	60%	9,20,609.37	9,19,327.58
Lab Equipments (TEQIP)		4,28,760.00			4,28,760.00			4,28,760.00
Lab Equipments	15%	10,00,703.00	1,13,545.00	12,600.00	11,26,848.00			11,26,848.00
Electrical Installations	10%	3,21,72,599.49	4,67,117.00		3,26,39,716.49	15%	48,95,957.47	2,77,43,759.01
Furniture & Fixings	10%	67,83,565.85	3,67,092.00	29,090.00	71,79,747.85	10%	7,15,520.29	64,63,227.57
Generator	10%	1,18,17,100.75	3,10,130.00	2,32,220.00	1,23,59,450.75	10%	12,24,334.08	1,11,35,116.68
Motor Car	15%	6,43,106.38			6,43,106.38	10%	64,310.64	5,78,795.74
Office Equipments (TEQIP)		4,17,605.00			4,17,605.00	15%	62,640.75	3,54,964.25
Office Equipments	10%	23,880.00	9,92,171.00		23,880.00			23,880.00
		42,85,682.23	9,92,171.00	21,65,104.00	74,42,957.23	10%	6,36,040.52	68,05,916.71
Total		58,06,80,423.09	59,46,728.00	44,75,646.00	59,11,02,797.09		3,62,32,263.84	55,48,70,533.24

AUDITORS REPORT 2016-2017

1. We have audited the attached Balance Sheet of **The Institute of Computer Engineers (India), as at 31st March, 2017** and also the annexed Income & Expenditure Account of the Society for the year ended on that date annexed thereto. The compilation and presentation of these financial statements are responsibility of the Societies. Our responsibility is to express an opinion on these financial statements based on our audit.
2. We conducted our audit in accordance with auditing standards generally accepted in India. Those standards require that we plan and perform the audit to obtain reasonable assurance about whether the financial statements are free of material misstatement. An audit includes (a) examining on a test basis, evidence to support the financial statement amounts and disclosures in the financial statement (b) assessing the accounting principles used in the preparation of financial statements (c) assessing significant estimates made by the management in the preparation of the financial statements and (d) evaluating overall financial statement presentation. We believe that our audit provides a reasonable basis for our opinion.

Further to our comments, we report that:

- (a) We have obtained all the information and explanations, which to the best of our knowledge and belief were necessary for the purpose of our audit.
- (b) In our opinion, proper books of account as required by law, have been kept by the Society so far as appears from our examination of the books of the Society.
- (c) The Balance Sheet and the Income & Expenditure Account referred to in this report are in agreement with the books of account of the Society.
- (d) In our opinion and to the best of our information and according to the explanations given to us, the said Balance Sheet and the Income & Expenditure Account, together with other notes thereon, give a true and fair view in conformity with the accounting principles generally accepted in India:-
 - (i) in the case of the Balance Sheet of the state of affairs of the Society as at 31st March, 2017, and
 - (ii) in the case of the Income & Expenditure Account, of the surplus of the Society for the year ended on that date.

Date: 23.09.2017

Place: Kolkata

For Basu Mitra & Co.

Chartered Accountants



M.No.-062886

FRN 322742E

THE INSTITUTE OF COMPUTER ENGINEERS (INDIA)


Old Kapasandanga, P.O. & Dist. - Hooghly, Pin - 712103

Income & Expenditure Account for the year ended March 31, 2017

Particulars	Sch. No	The Institute of Computer Engineers (India)		Netaji Subhash Engineering College		Techno India College of Technology		Techno Model School - Garia		Techno India Group Public School - Garia		Techno India Institute of Technology		Total
		Amount(Rs)	Amount(Rs)	Amount(Rs)	Amount(Rs)	Amount(Rs)	Amount(Rs)	Amount(Rs)	Amount(Rs)	Amount(Rs)	Amount(Rs)	Amount(Rs)	Amount(Rs)	
INCOME														
Tuition fees from Students		74,47,376.00	34,22,87,157.00	25,71,17,746.00						3,67,43,849.00	2,08,22,033.00			66,44,18,161.00
Other Incomes	8	62,58,527.00	1,44,93,041.00	54,35,900.00	1,21,939.00					7,61,027.00	6,39,016.00			2,77,09,450.00
EXPENDITURE														
Payment to & provision for Employees	9	1,47,82,382.00	14,13,83,341.00	8,19,69,444.00						1,83,47,457.00	9,01,167.00			25,73,83,791.00
Office & Administration Expenses	10	93,06,852.00	12,13,26,090.00	6,79,69,228.60	8,91,792.00					99,20,112.00	23,71,064.00			21,17,85,138.60
Financial Expenses	11	16,884.86	98,332.53	1,43,35,386.20	6,927.00					58,961.50	11,747.42			1,45,28,239.51
Depreciation	3	6,28,562.35	3,98,92,246.07	2,24,83,798.09	26,84,646.37					13,30,236.77	1,72,243.25			6,71,91,732.90
		2,47,34,681.21	30,27,80,009.60	18,67,57,856.89	35,83,365.37					2,96,56,767.27	34,56,221.67			55,08,88,902.01
NET SURPLUS (CARRIED OVER TO BALANCE SHEET)		(1,10,28,778.21)	5,40,80,188.40	7,57,95,789.11	(34,61,426.37)					78,48,108.73	1,80,04,827.33			14,12,38,708.99

Schedules 8 to 12 referred to above form an integral part of the Income & Expenditure Account.
For The Institute of Computer Engineers (India)

In terms of our attached report of even date
BASU MITRA & Co.



Authorised Signatory

M. NO. - 062886
Place : Kolkata
Date : 23.09.2017

THE INSTITUTE OF COMPUTER ENGINEERS (INDIA)

Old Kapasdanga, P.O. & Dist. - Hooghly, Pin - 712103

Balance Sheet as on 31.03.2017

Particulars	Sch.No	The Institute of Computer Engineers (India)				Techno India				Total	
		Amount(Rs)	Netaji Subhash Engineering College	Techno India College of Technology	Techno Model School - Garia	Techno India Group Public School - Garia	Techno India Institute of Technology	Amount(Rs)	Amount(Rs)		Amount(Rs)
SOURCES OF FUNDS											
A. Owned Funds											
Trust fund	1	(8,16,78,907.74)	1,03,19,14,874.37	54,12,54,129.36	3,09,63,151.58	4,19,53,861.88	7,00,78,807.12			1,63,44,85,916.57	
Reserves & Surplus	2	-	7,54,26,569.00	9,27,23,004.25						16,81,49,573.25	
Secured Loans											
		(8,16,78,907.74)	1,10,73,41,443.37	63,39,77,133.61	3,09,63,151.58	4,19,53,861.88	7,00,78,807.12			1,80,26,35,489.82	
APPLICATION OF FUNDS											
A. Fixed Assets											
Gross Block	3	7,89,94,570.47	62,05,72,669.15	35,14,25,775.48	5,18,03,452.30	2,22,05,307.46	11,68,756.85			1,12,61,70,531.72	
Less: Depreciation		6,28,562.35	3,98,92,246.07	3,24,83,798.09	26,84,646.37	13,30,236.77	1,72,243.25			6,71,91,732.90	
Net Block		7,83,66,008.12	58,06,80,423.09	32,89,41,977.39	4,91,18,805.93	2,08,75,070.70	9,96,513.60			1,05,89,78,798.81	
B. Investments	4	6,88,22,144.26	17,09,60,641.00	4,11,88,431.00	28,90,170.00	74,26,974.00	56,50,667.00			29,69,39,027.26	
C. Current Assets											
Cash in hand & at Bank	5	1,49,62,624.90	2,83,18,675.92	1,38,13,689.22	13,02,122.52	1,02,36,392.10	94,64,101.52			7,80,97,606.18	
Other Current Assets	6	63,27,634.00	39,11,87,904.72	32,08,74,846.00	22,53,229.00	1,48,60,629.09	5,40,69,016.00			78,95,73,258.81	
		2,12,90,258.90	41,95,06,580.64	33,46,88,535.22	35,55,351.52	2,50,97,021.19	6,35,33,117.52			86,76,70,864.99	
D. Less: Current Liabilities & Provisions											
Current Liabilities	7	25,01,57,319.02	6,38,06,201.35	7,08,41,810.00	2,46,01,175.87	1,14,45,204.00	1,01,491.00			42,09,53,201.24	
Net Current Assets		(22,88,67,060.12)	35,57,00,379.29	26,38,46,725.22	(2,10,45,824.35)	1,36,51,817.19	6,34,31,626.52			44,67,17,663.75	
Preliminary Expenses to be written off										-	
Total		(8,16,78,907.74)	1,10,73,41,443.38	63,39,77,133.61	3,09,63,151.58	4,19,53,861.89	7,00,78,807.12			1,80,26,35,489.82	

Schedules 1 to 7 referred to above form an integral part of the Balance Sheet.
For The Institute of Computer Engineers (India)



M. NO. - 062886
Place : Kolkata
Date : 23.09.2017

Authorised Signatory

Schedules forming part of Balance Sheet

Particulars	The Institute of Computer Engineers (India)	Netaji Subhash Engineering College	Techno India College of Technology	Techno Model School - Garia	Techno India Group Public School - Garia	Techno India Institute of Technology	Total
Schedule 1							
RESERVES & SURPLUS							
As per Account	(8,69,50,129.53)	97,78,34,685.97	44,80,58,340.25	3,44,24,577.95	3,41,05,753.15	5,20,73,979.79	1,45,95,47,207.58
Add : Surplus	(1,10,28,778.21)	5,40,80,188.40	7,57,95,789.11	(34,61,426.37)	78,48,108.73	1,80,04,827.33	14,12,38,708.99
Add : Revaluation Reserve	1,63,00,000.00		1,74,00,000.00				3,37,00,000.00
Add : Corpus Fund	(8,16,78,907.74)	1,03,19,14,874.37	54,12,54,129.36	3,09,63,151.58	4,19,53,861.88	7,00,78,807.12	1,63,44,85,916.57
Schedule 2							
SECURED LOANS							
Bank Overdraft Account		(13,431.00)	9,27,23,004.25				9,27,09,573.25
Loan from TEQ.IIP		7,54,40,000.00					7,54,40,000.00
		7,54,26,569.00	9,27,23,004.25				16,81,49,573.25
Schedule 4							
INVESTMENTS							
Principal Amount of Fixed Deposits	4,21,02,295.26	13,77,23,115.00	2,91,27,811.00	2,00,000.00	57,10,311.00	37,81,363.00	21,86,44,895.26
Accrued Interest on Fixed Deposits	2,67,19,849.00	3,32,37,526.00	67,00,497.00	89,133.00	17,16,663.00	18,69,304.00	7,03,32,972.00
Recurring Deposit	6,88,22,144.26	17,09,60,641.00	4,11,88,431.00	28,90,170.00	74,26,974.00	56,50,667.00	29,69,39,027.26
Particulars	The Institute of Computer Engineers (India)	Netaji Subhash Engineering College	Techno India College of Technology	Techno Model School - Garia	Techno India Group Public School - Garia	Techno India Institute of Technology	Total
Schedule 5							
CASH IN HAND & BANK							
Axis Bank - Sec - V, Salt Lake		30,97,634.83	27,15,926.46	5,21,652.94	67,954.30	11,39,078.52	75,42,247.05
Allahabad Bank, Chinsurah		5,86,464.00	32,13,433.00				37,99,897.00
Allahabad Bank, Salt Lake		11,18,738.00					11,18,738.00
Allahabad Bank, Cossimbazar	3,97,439.68						3,97,439.68
Allahabad Bank, Durgapur	1,33,419.00						1,33,419.00
Allahabad Bank, Garia	3,57,921.27						3,57,921.27
Allahabad Bank, Park Street	7,26,997.74						7,26,997.74
Allahabad Bank, Raiganj	5,289.00						5,289.00
State Bank of India, NBU	59,560.00						59,560.00
State Bank of India, Cossipur	34,127.36						34,127.36
State Bank of India, Santoshpur	1,63,171.40						1,63,171.40
United Bank of India, Santoshpur	5,360.00						5,360.00



[Handwritten signature]

Schedule 8								
OTHER INCOME								
Interest on Fixed Deposits	60,71,880.00	1,21,36,910.00	27,85,085.00	21,871.00	4,74,961.00	4,06,858.00	2,18,97,565.00	
Interest on Recurring Deposit Account	1,79,425.00	2,58,879.00	2,19,386.00	69,121.00	1,79,462.00	1,79,425.00	10,85,698.00	
Rent from Bank		16,500.00					16,500.00	
Sale of Uniform			16,47,528.00	15,000.00	1,03,950.00		35,09,763.00	
Miscellaneous Receipts		17,43,285.00					81,850.00	
Prospectus Fund/Sale of Books			81,850.00				11,18,074.00	
Bus Fees	7,222.00	3,37,467.00	7,02,051.00	15,947.00	2,654.00	52,733.00		
Interest on Savings Account	62,58,527.00	1,44,93,041.00	54,35,900.00	1,21,939.00	7,61,027.00	6,39,016.00	2,77,09,450.00	
Schedule 9								
PAYMENT TO & PROVISIONS FOR EMPLOYEES								
Staff salaries	1,36,23,599.00	13,70,56,446.00	7,98,44,286.00	-	1,70,25,764.00	9,01,167.00	24,84,51,262.00	
Employer's Provident Fund Contributions	7,71,292.00	38,83,666.00	17,31,408.00		11,87,590.00		75,73,956.00	
Employer's Contribution to ESI	3,28,308.00	1,21,003.00	1,95,112.00		1,34,103.00		7,78,526.00	
Administrative Expenses for P.F.	59,183.00	3,22,226.00	1,98,638.00				5,80,047.00	
	1,47,82,382.00	14,13,83,341.00	8,19,69,444.00	-	1,83,47,457.00	9,01,167.00	25,73,83,791.00	
Particulars		The Institute of Computer Engineers (India)		Techno India College of Technology		Techno India Institute of Technology		
Schedule 10								
OFFICE & ADMINISTRATION EXPENSES								
Audit & Accounting Charges	21,000.00	95,000.00	95,000.00	20,000.00	20,000.00	35,000.00	2,86,000.00	
Advertisement Expenses	16,871.00	81,38,810.00	53,17,252.00			6,128.00	1,34,79,061.00	
Affiliation & Approval Fees	3,26,602.00	10,30,046.00	10,14,516.00				23,71,164.00	
Allowances	3,48,734.00		5,57,215.00				9,05,949.00	
Books & Periodicals		12,95,314.00	59,638.00		29,34,321.00	10,165.00	42,99,438.00	
Bus / Car Hire Charges		26,56,486.00	12,41,489.00		17,81,502.00	3,43,400.00	60,22,877.00	
Computer Consumables		8,30,358.00	2,16,155.00				11,01,473.00	
Center Expenses	54,960.00							
Consultancy Charges	27,12,499.00							
Donations & Subscriptions	1,26,405.00	69,91,685.00	38,51,571.00				27,12,499.00	
Medical Expenses		2,88,64,500.00	1,16,34,000.00				1,09,69,661.00	
Electricity Charges							4,04,98,500.00	
Educational Expenses								
Employer's Profession Tax	7,27,130.00	66,89,626.00	79,08,572.00			2,77,193.00	1,56,37,070.00	
Assesed Profession Tax			2,56,621.00				2,56,621.00	
Interest on Service Tax								



[Handwritten signature]

THE INSTITUTE OF COMPUTER ENGINEERS (INDIA)

Old Kapasdanga, P.O. & Dist. - Hooghly, Pin - 712103

Fixed Asset Schedule as on 31.03.2017

Schedule - 3

The Institute of Computer Engineers (India)

Particulars	Dep Rate	Balance as on 31.03.2016	Additions this Year		Total (Rs.)	Dep Rate	Depreciation for the year 2016-2017	Balance as on 31.03.2017
			01.04.2016 to 30.09.2016	01.10.2016 to 31.03.2017				
Land	0%	6,96,68,172.06			6,96,68,172.06	0%		6,96,68,172.06
Building	5%	63,29,616.09	4,48,485.00		67,78,101.09	5%	3,38,905.05	64,39,196.03
Computers	60%	59,220.09			59,220.09	60%	35,532.05	23,688.04
Library books	60%	1,357.19			1,357.19	60%	814.31	542.87
Lab Equipments	15%	62,319.30			62,319.30	15%	9,347.89	52,971.40
Electrical Installations	10%	2,69,401.40			2,69,401.40	10%	26,940.14	2,42,461.26
Furniture & Fittings	10%	19,41,345.52			19,41,345.52	10%	1,94,134.55	17,47,210.97
Generator	10%					10%		
Motor Car	15%	28,459.29			28,459.29	15%	4,268.89	24,190.40
Office Equipments	10%	1,86,194.53			1,86,194.53	10%	18,619.45	1,67,575.08
Total		7,85,46,085.47	4,48,485.00	-	7,89,94,570.47		6,28,562.35	7,83,66,008.12

Netaji Subhash Engineering College

Particulars	Dep Rate	Balance as on 31.03.2016	Additions this Year		Total (Rs.)	Dep Rate	Depreciation for the year 2016-2017	Balance as on 31.03.2017
			01.04.2016 to 30.09.2016	01.10.2016 to 31.03.2017				
Land	0%	1,20,53,278.39	3,00,000.00		1,23,53,278.39	0%		1,23,53,278.39
Building	5%	53,00,44,893.60	29,74,486.00	6,29,456.00	53,36,48,835.60	5%	2,66,66,705.38	50,69,82,130.22
Computers	60%	51,74,983.54	7,27,439.00	4,43,814.00	63,46,236.54	60%	36,74,597.72	26,71,638.82
Library books	60%	14,90,565.64	5,78,880.00	3,89,421.00	24,58,866.64	60%	13,58,493.68	11,00,372.95
Library books (TEQIP)		4,28,760.00			4,28,760.00			4,28,760.00
Lab Equipments (TEQIP)		9,24,008.00	76,695.00		10,00,703.00			10,00,703.00
Lab Equipments	15%	3,20,94,648.19	39,77,818.00	16,33,517.00	3,77,05,983.19	15%	55,33,383.70	3,21,72,599.49
Electrical Installations	10%	73,18,200.39	2,19,095.00		75,37,295.39	10%	7,53,729.54	67,83,565.85
Furniture & Fittings	10%	1,20,85,993.84	6,16,312.00	4,05,290.00	1,31,07,595.84	10%	12,90,495.08	1,18,17,100.75
Generator	10%	7,14,562.64			7,14,562.64	10%	71,456.26	6,43,106.38
Motor Car	15%	4,91,300.00			4,91,300.00	15%	73,695.00	4,17,605.00
Office Equipments (TEQIP)		16,380.00		7,500.00	23,880.00			23,880.00
Office Equipments	10%	24,57,390.92	21,81,031.00	1,16,950.00	47,55,371.92	10%	4,69,689.69	42,85,682.23
Total		60,52,94,965.15	1,16,51,756.00	36,25,948.00	62,05,72,669.15		3,98,92,246.07	58,06,80,423.09



[Handwritten signature]

AUDITORS REPORT 2015-2016

1. We have audited the attached Balance Sheet of **Netaji Subhash Engineering College, as at 31st March, 2016** and also the annexed Income & Expenditure Account of the Society for the year ended on that date annexed thereto. The compilation and presentation of these financial statements are responsibility of the Societies. Our responsibility is to express an opinion on these financial statements based on our audit.
2. We conducted our audit in accordance with auditing standards generally accepted in India. Those standards require that we plan and perform the audit to obtain reasonable assurance about whether the financial statements are free of material misstatement. An audit includes (a) examining on a test basis, evidence to support the financial statement amounts and disclosures in the financial statement (b) assessing the accounting principles used in the preparation of financial statements (c) assessing significant estimates made by the management in the preparation of the financial statements and (d) evaluating overall financial statement presentation. We believe that our audit provides a reasonable basis for our opinion.


Further to our comments, we report that:

- (a) We have obtained all the information and explanations, which to the best of our knowledge and belief were necessary for the purpose of our audit.
- (b) In our opinion, proper books of account as required by law, have been kept by the Society so far as appears from our examination of the books of the Society.
- (c) The Balance Sheet and the Income & Expenditure Account referred to in this report are in agreement with the books of account of the Society.
- (d) In our opinion and to the best of our information and according to the explanations given to us, the said Balance Sheet and the Income & Expenditure Account, together with other notes thereon, give a true and fair view in conformity with the accounting principles generally accepted in India:-
 - (i) in the case of the Balance Sheet of the state of affairs of the Society as at 31st March, 2016, and
 - (ii) in the case of the Income & Expenditure Account, of the surplus of the Trust for the year ended on that date.

Date: 29.09.2016

Place: Kolkata

For Basu Mitra & Co.
Chartered Accountants



Partner

M.No.-062886

NETAJI SUBHASH ENGINEERING COLLEGE
UNIT OF : THE INSTITUTE OF COMPUTER ENGINEERS (INDIA)


Old Kapasdariga, P.O. & Dist. - Hooghly, Pin - 712103

Balance Sheet as on 31.03.2016

Particulars	Netaji Subhash Engineering College	
	Sch.No	Amount(Rs)
SOURCES OF FUNDS		
A. Owned Funds		
Trust fund		
Reserves & Surplus	1	97,78,34,685.97
Secured Loans	2	7,54,26,569.00
		1,05,32,61,254.97
APPLICATION OF FUNDS		
A. Fixed Assets		
Gross Block	3	64,80,17,195.03
Less: Depreciation		4,27,22,229.88
Net Block		60,52,94,965.15
B. Investments		
	4	14,57,23,849.00
C. Current Assets		
Cash in hand & at Bank	5	3,69,97,339.80
Other Current Assets	6	34,60,31,164.72
		38,30,28,504.52
D. Less: Current Liabilities & Provisions		
Current Liabilities	7	8,07,86,063.70
Net Current Assets		30,22,42,440.82
Preliminary Expenses to be written off		
Total		1,05,32,61,254.97

Schedules 1 to 7 referred to above form an integral part of the Balance Sheet.

For The Institute of Computer Engineers (India)


 Authorised Signatory

In terms of our attached report of even date

BASU MITRA & Co.
Chartered Accountants

Debasmita B.

PARTNER
M. NO. - 062886
Place : Kolkata
Date : 20.09.2016

NETAJI SUBHASH ENGINEERING COLLEGE
UNIT OF : THE INSTITUTE OF COMPUTER ENGINEERS (INDIA)

Old Kapasdanga, P.O. & Dist. - Hooghly, Pin - 712103

Income & Expenditure Account for the year ended March 31, 2016

Particulars		Netaji Subhash Engineering College
	Sch. No	Amount(Rs)
INCOME		
Tuition fees from Students:		30,93,06,056.00
Other Incomes	8	2,08,17,721.00
		33,01,23,777.00
EXPENDITURE		
Payment to & provision for Employees	9	12,50,49,529.00
Office & Administration Expenses	10	8,31,13,886.00
Financial Expenses	11	1,51,290.10
Depreciation	3	4,27,22,229.88
		25,10,36,934.98
NET SURPLUS (CARRIED OVER TO BALANCE SHEET)		7,90,86,842.02

Schedules 8 to 12 referred to above form an integral part of the Income & Expenditure Account.

For The Institute of Computer Engineers (India)



In terms of our attached report of even date

BASU MITRA & Co.

Chartered Accountants

Debasmita Basu

PARTNER

M. NO. - 062886

Place : Kolkata

Date : 20.09.2016


Schedules forming part of Balance Sheet

Particulars	Netaji Subhash Engineering College
Schedule 1	
RESERVES & SURPLUS	
As per Account	89,87,47,843.95
Add Surplus	7,90,86,842.02
Add: Revaluation Reserve	
Add Corpus Fund	
	97,78,34,685.97
Schedule 2	
SECURED LOANS	
Bank Overdraft Account	(13,431.00)
Loan from TEQUIP	7,54,40,000.00
	7,54,26,569.00
Schedule 4	
INVESTMENTS	
Principal Amount of Fixed Deposits	11,85,13,620.00
Accrued Interest on Fixed Deposits	2,72,10,229.00
Recurring Deposit	
	14,57,23,849.00



B

Particulars	Netaji Subhash Engineering College
Schedule 5	
CASH IN HAND & BANK	
Axis Bank - Sec - V, Salt Lake	24,07,178.68
Allahabad Bank, Chinsurah	73,61,362.00
Allahabad Bank, Cossimbazar	
Allahabad Bank, Durgapur	
Allahabad Bank, Garia	
Allahabad Bank, Park Street	
Allahabad Bank, Raiganj	
State Bank of India, NBU	
State Bank of India, Cossipur	
State Bank of Travancore, Park Street	
United Bank of India, Santoshpur	
Uttar Banga Gramin Bank	
Union Bank of India, Deshbandhu Para	
Axis Bank - Chinsurah	
Axis Bank - Pipulpati	
Canara Bank Camac Street Branch	
HDFC Bank, Sec - II, Salt Lake	25,185.00
Punjab National Bank, Garia	8,74,243.18
Punjab National Bank, Sec - V, Salt Lake	70,58,838.03
Punjab National Bank, Sec - III, Salt Lake	
Punjab National Bank, Shakespeare Sarani	44,764.54
Punjab National Bank, TEQIP	2,67,461.56
Punjab National Bank, TEQIP	13,84,506.10
Punjab National Bank, TEQIP	2,41,301.87
Punjab National Bank, TEQIP	2,82,938.87
Punjab National Bank, TEQIP	3,41,427.87
Punjab National Bank, TEQIP	3,09,273.87
Punjab National Bank, TEQIP	2,85,396.87
State Bank of Travancore, Sec - III, Salt Lake	1,81,049.13
State Bank of Travancore, Sec - III, Salt Lake	20,26,639.30
State Bank of Travancore -Rajarhat	
State Bank of Travancore -Kolkata Main Br	
Union Bank of India, IEP	28,83,841.93
Union Bank of India, Kalyani Branch	1,10,19,537.00
UKGB Phulbari	
Punjab National Bank, Sec - III, Salt Lake	
State Bank of India Camac Street Branch	
State Bank of Bikaner & Jaipur	
Punjab National Bank - IIPC	
Central Bank of India	2,394.00
Cash in Hand (As Certified)	
	3,69,97,339.80



Handwritten signature

Particulars	Netaji Subhash Engineering College
Schedule 6	
OTHER CURRENT ASSETS	
Advance for Land	10,00,000.00
Advance for Building	20,49,000.00
Advance to Inter Unit Entities	21,44,53,103.72
Advance to Other Entities	10,78,13,833.00
Other Advances	93,76,872.00
Inventories	
Staff Advance	94,940.00
Sundry Debtors	15,00,000.00
Tender Deposit	
Earnest Money with AICTE	42,266.00
Arrear TDS Refundable	43,97,906.00
TDS Refundable for this year	15,49,346.00
Security Deposits	8,36,221.00
Service Tax Payable	
Other Current Assets	
Deposit for Rent	
Advance to Creditors	12,50,000.00
Advance for Project Expenses	
Advance for Office Premises	
Advance to Salary	
Union Monthly Plus Recurring Deposit	16,00,000.00
Interest against Recurring Deposits	67,677.00
	34,60,31,164.72
Particulars	Netaji Subhash Engineering College
Schedule 7	
CURRENT LIABILITIES	
Caution Money Deposits	4,15,93,648.00
Provision for Audit Fees	95,000.00
Provision for Liabilities	16,14,261.00
Advance from Inter Unit Entities	11,41,205.00
Advance from Other Entities	1,00,00,000.00
Interest Fund Account TEQIP	(38,19,147.30)
Project - IIT Kharagpur Control System	
Project - EDC	
Project- Workshop A/c	47,22,694.00
Fund Receipts	6,93,165.00
Employees Provident Fund	15,220.00
Employees ESI	
Profession Tax	86,05,971.00
Scholarship	3,000.00
Security Deposit	16,40,215.00
Loan (TEQUIP)	
Duties & Taxes	
Salary Payable	84,60,785.00
TDS Payable	12,10,499.00
Liability for Expenses	
Center Fees for Exam of WBUT	
WBUT Exam & Registration Fees	48,09,548.00
Sundry Creditors	8,07,86,063.70



Donations & Subscriptions	Netaji Subhash Engineering College
Schedule 10	
OFFICE & ADMINISTRATION EXPENSES	
Audit & Accounting Charges	95,000.00
Advertisement Expenses	63,62,970.00
Affiliation & Approval Fees	9,30,000.00
Allowances	12,08,659.00
Books & Periodicals	18,90,938.00
Bus / Car Hire Charges	5,69,828.00
Computer Consumables	
Center Expenses	89,72,468.00
Consultancy Charges	1,45,29,000.00
Donations & Subscriptions	
Medical Expenses	56,29,721.00
Electricity Charges	
Educational Expenses	
Employer's Profession Tax	
Assesed Profession Tax	
Interest on Service Tax	27,40,933.00
Faculty Development Expenses	9,99,817.00
Fuel Charges	
Freight Charges	24,44,282.00
Office Expenses	
Garden Expenses	26,32,339.00
General Expenses	5,32,884.00
Project Expenses	1,09,509.00
Insurance Premium	5,36,236.00
Lab Consumables	1,16,960.00
Legal and Filing Expenses	18,195.00
Library Software	26,67,033.00
License Fees	10,000.00
Membership & Registration Fees	
Miscellaneous Expenses	10,67,381.00
Rates & Taxes	12,33,116.00
Printing & Stationery	11,599.00
Postage and Telegramme	
Promotional Expenses	83,73,897.00
Repairs Renewals and Renovations	
Royalty	
Rent	2,03,364.00
Refreshment	
Research & Development	6,01,861.00
Internet Expenses	37,03,808.00
Security Guard Charges	
Service Tax	1,38,927.00
Seminar, Conference, Workshop and Fair Charges	29,000.00
Stall Hire Charges	80,353.00
House Keeping Expenses	12,90,870.00
Staff Welfare Expenses	73,87,726.00
Students Uniform, Games & Welfare Expenses	
WBUT Exam Expenses	
Tender Expenses	2,26,533.00
Telephone expenses	37,00,881.00
Training & Placement Expenses	40,842.00
Transportation Coolie & Cartage Charges	20,26,956.00
Travelling & Conveyance	8,31,13,886.00
Particulars	Netaji Subhash Engineering College
Schedule 11	
FINANCIAL CHARGES	
Bank Interest	1,51,290.10
Bank Charges	1,51,290.10



Sushash Engineering College

Particulars	Dep Rate	Balance as on 31.03.2015	Additions this Year		Total (Rs.)	Dep Rate	Depreciation for the year 2015-2016	Balance as on 31.03.2016
			01.04.2015 to 30.09.2015	01.10.2015 to 31.03.2016				
Buildings	0%	1,17,53,278.39		3,00,000.00	1,20,53,278.39	0%		1,20,53,278.39
Plant & Machinery	5%	55,53,72,327.77	4,14,935.00	20,99,481.00	55,78,86,743.77	5%	2,78,41,850.16	53,00,44,893.60
Computers	60%	37,58,065.10	24,43,418.00	38,49,129.00	1,00,50,612.10	60%	48,75,828.56	51,74,983.54
Library books	60%	19,52,844.59	10,34,002.00	4,22,610.00	34,09,456.59	60%	19,18,890.95	14,90,565.64
Library books (TEQIP)		4,28,760.00			4,28,760.00			4,28,760.00
Equipments (TEQIP)		8,42,213.00	81,795.00		9,24,008.00			9,24,008.00
Equipments	15%	3,37,30,919.20	30,44,432.00	9,03,351.00	3,76,78,702.20	15%	55,84,054.00	3,20,94,648.19
Plant Installations	10%	79,71,743.88	55,548.00	98,566.00	81,25,857.88	10%	8,07,857.49	73,18,000.39
Wires & Fittings	10%	1,21,25,009.82	6,26,290.00	6,41,920.00	1,33,93,219.82	10%	13,07,225.98	1,20,85,993.84
Generator	10%	7,93,958.49			7,93,958.49	10%	79,395.85	7,14,562.64
Motor Car	15%	5,78,000.00			5,78,000.00	15%	86,700.00	4,91,300.00
Equipments (TEQIP)		16,380.00			16,380.00			16,380.00
Other Equipments	10%	13,72,339.81	3,65,980.00	9,39,898.00	26,78,217.81	10%	2,20,826.88	24,57,390.92
Total		63,06,95,840.03	80,66,400.00	92,54,955.00	64,80,17,195.03		4,27,22,229.88	60,52,94,965.15

(Handwritten signature)



AUDITORS REPORT 2014-2015

1. We have audited the attached Balance Sheet of **Netaji Subhash Engineering College, as at 31st March, 2015** and also the annexed Income & Expenditure Account of the Society for the year ended on that date annexed thereto. The compilation and presentation of these financial statements are responsibility of the Members. Our responsibility is to express an opinion on these financial statements based on our audit.
2. We conducted our audit in accordance with auditing standards generally accepted in India. Those standards require that we plan and perform the audit to obtain reasonable assurance about whether the financial statements are free of material misstatement. An audit includes (a) examining on a test basis, evidence to support the financial statement amounts and disclosures in the financial statement (b) assessing the accounting principles used in the preparation of financial statements (c) assessing significant estimates made by the management in the preparation of the financial statements and (d) evaluating overall financial statement presentation. We believe that our audit provides a reasonable basis for our opinion.

Further to our comments, we report that:

- (a) We have obtained all the information and explanations, which to the best of our knowledge and belief were necessary for the purpose of our audit.
- (b) In our opinion, proper books of account as required by law, have been kept by the Trust so far as appears from our examination of the books of the Trust.
- (c) The Balance Sheet and the Income & Expenditure Account referred to in this report are in agreement with the books of account of the Trust.
- (d) In our opinion and to the best of our information and according to the explanations given to us, the said Balance Sheet and the Income & Expenditure Account, together with other notes thereon, give a true and fair view in conformity with the accounting principles generally accepted in India:-
 - (i) in the case of the Balance Sheet of the state of affairs of the Trust as at 31st March, 2015, and
 - (ii) in the case of the Income & Expenditure Account, of the surplus of the Trust for the year ended on that date.

Date: 29.09.2015

Place: Kolkata

For Basu Mitra & Co.
Chartered Accountants



Partner

M.No.-062886

FRN 322742E

NETAJI SUBHASH ENGINEERING COLLEGE**UNIT OF: THE INSTITUTE OF COMPUTER ENGINEERS (INDIA)**

Old Kapasdanga, P.O. & Dist. - Hooghly, Pin - 712103

Balance Sheet as on 31.03.2015

Particulars	Netaji Subhash Engineering College	
	Sch.No	Amount(Rs)
<u>SOURCES OF FUNDS</u>		
A. Owned Funds		
Trust fund		
Reserves & Surplus	1	89,87,47,843.95
Secured Loans	2	7,54,26,569.00
		97,41,74,412.95
<u>APPLICATION OF FUNDS</u>		
A. Fixed Assets		
Gross Block	3	67,42,28,848.69
Less: Depreciation		4,35,33,008.66
Net Block		63,06,95,840.03
B. Investments		
	4	11,66,67,933.00
C. Current Assets		
Cash in hand & at Bank	5	1,68,81,476.45
Other Current Assets	6	25,85,97,865.72
		27,54,79,342.17
D. Less: Current Liabilities & Provisions		
Current Liabilities	7	4,86,68,702.25
Net Current Assets		22,68,10,639.92
Total		97,41,74,412.95

Schedules 1 to 7 referred to above form an integral part of the Balance Sheet.

For The Institute of Computer Engineers (India)

Authorised Signatory

In terms of our attached report of even date

BASU MITRA & Co.
Chartered Accountants

PARTNER

M. NO. - 062886

Place : Kolkata

Date : 20.09.2015

NETAJI SUBHASH ENGINEERING COLLEGE

UNIT OF: THE INSTITUTE OF COMPUTER ENGINEERS (INDIA)

Old Kapasdanga, P.O. & Dist. - Hooghly, Pin - 712103

Income & Expenditure Account for the year ended March 31,2015

Particulars		Netaji Subhash Engineering College
<u>INCOME</u>	Sch. No	Amount(Rs)
Tuition fees from Students		30,06,44,169.00
Other Incomes	8	93,01,393.00
		30,99,45,562.00
<u>EXPENDITURE</u>		
Payment to & provision for Employees	9	10,71,27,313.00
Office & Administration Expenses	10	8,67,06,969.00
Financial Expenses	11	6,16,206.48
Depreciation	3	4,35,33,008.66
		23,79,83,497.14
NET SURPLUS (CARRIED OVER TO BALANCE SHEET)		7,19,62,064.86

Schedules 8 to 12 referred to above form an integral part of the Income & Expenditure Account.

For The Institute of Computer Engineers (India)


Authorised Signatory

In terms of our attached report of even date

BASU MITRA & Co.

Chartered Accountants


KOLKATA

PARTNER

M. NO. - 062886

Place : Kolkata

Date : 20.09.2015

Schedules forming part of Balance Sheet

Particulars	Netaji Subhash Engineering College
Schedule 1	
RESERVES & SURPLUS	
As per Account	82,67,85,779.09
Add : Surplus	7,19,62,064.86
Add: Revaluation Reserve	
Add : Corpus Fund	
	89,87,47,843.95
Schedule 2	
SECURED LOANS	
Bank Overdraft Account	(13,431.00)
Loan from TEQUIP	7,54,40,000.00
	7,54,26,569.00
Schedule 4	
INVESTMENTS	
Principal Amount of Fixed Deposits	9,95,30,620.00
Accrued Interest on Fixed Deposits	1,67,31,395.00
Recurring Deposit	4,05,918.00
	11,66,67,933.00

Particulars	Netaji Subhash Engineering College
Schedule 5	
CASH IN HAND & BANK	
Axis Bank - Sec - V, Salt Lake	23,07,454.08
Allahabad Bank	7,91,647.00
Allahabad Bank, Cossimbazar	
Allahabad Bank, Durgapur	
Allahabad Bank, Garia	
Allahabad Bank, Park Street	
Allahabad Bank, Roygunje	
State Bank of India, NBU	
State Bank of India, Cossipur	
State Bank of Travancore, Park Street	
United Bank of India, Santoshpur	
Uttar Banga Gramin Bank	
Union Bank of India, Deshbandhu Para	
Axis Bank - Chinsurah	
Axis Bank - Pipulpati	
Canara Bank Camac Street Branch	
HDFC Bank, Sec - II, Salt Lake	25,185.00
Punjab National Bank, Garia	44,01,147.18
Punjab National Bank, Sec - V, Salt Lake	(25,87,859.97)
Punjab National Bank, Sec - III, Salt Lake	
Punjab National Bank, Shakespeare Sarani	44,764.54
Punjab National Bank, TEQIP	11,32,711.00
Punjab National Bank, TEQIP	43,206.56



Punjab National Bank, TEQIP	15,16,410.00
Punjab National Bank, TEQIP	2,71,973.00
Punjab National Bank, TEQIP	3,28,184.00
Punjab National Bank, TEQIP	2,97,283.00
Punjab National Bank, TEQIP	2,74,335.00
Punjab National Bank, TEQIP	16,13,383.13
State Bank of Travancore, Sec - III, Salt Lake	7,91,581.00
State Bank of Travancore, Sec - III, Salt Lake	
State Bank of Travancore -Rajarhat	
State Bank of Travancore -Kolkata Main Br	
Union Bank of India, IEP	8,51,841.93
Union Bank of India, Kalyani Branch	46,62,488.00
UKGB Phulbari	
Punjab National Bank, Sec - III, Salt Lake	
State Bank of India Camac Street Branch	
State Bank of Bikanir & Jaipur	
Punjab National Bank - IIPC	
Cash in Hand (As Certified)	1,15,742.00
	1,68,81,476.45
Particulars	Netaji Subhash Engineering College
Schedule 6	
OTHER CURRENT ASSETS	
Advance for Land	10,00,000.00
Advance for Building	
Advance to Inter Unit Entities	2,23,34,125.00
Advance to Other Entities	22,50,53,607.72
Other Advances	14,41,188.00
Inventories	
Staff Advance	
Staff Loan	
Tender Deposit	42,266.00
Earnest Money with AICTE	30,74,010.00
Arrear TDS Refundable	11,32,858.00
TDS Refundable for this year	6,73,000.00
Security Deposits	
Service Tax Payable	
Other Current Assets	
Deposit for Rent	
Advance to Creditors	12,50,000.00
Advance for Project Expenses	
Advance for Office Premises	20,00,000.00
Advance to Salary	5,96,811.00
Union Monthly Plus Recurring Deposit	
Interest against Recurring Deposits	
	25,85,97,865.72



Particulars	Netaji Subhash Engineering College
Schedule 7	
CURRENT LIABILITIES	3,05,03,648.00
Caution Money Deposits	95,000.00
Provision for Audit Fees	
Provision for Liabilities	27,02,661.00
Advance from Inter Unit Entities	
Advance from Other Entities	(16,07,434.75)
Interest Fund Account TEQIP	
Project - IIT Kharagpur Control System	31,58,239.00
Fund Receipts for TEQIP	
Employees Provident Fund	17,073.00
Employees ESI	81,03,179.00
Scholarship	3,000.00
Security Deposit	16,40,215.00
Loan (TEQUIP)	
Duties & Taxes	
TDS Payable	
Center Fees for Exam of WBUT	
WBUT Exam & Registration Fees	40,53,122.00
Sundry Creditors	4,86,68,702.25
Schedule 8	
OTHER INCOME	85,65,387.00
Interest on Fixed Deposits	2,28,331.00
Interest on Recurring Deposit Account	18,000.00
Rent from Bank	
Sale of Uniform	
Miscellaneous Receipts	2,24,611.00
Prospectus Fund/Sale of Books	
Bus Fees	
Interest on Savings Account	2,65,064.00
	93,01,393.00
Schedule 9	
PAYMENT TO & PROVISIONS FOR EMPLOYEES	10,33,11,893.00
Staff salaries	31,43,069.00
Employer's Provident Fund Contributions	1,55,376.00
Employer's Contribution to ESI	5,16,975.00
Administrative Expenses for P.F.	10,71,27,313.00



Particulars	Netaji Subhash Engineering College
Schedule 10	
OFFICE & ADMINISTRATION EXPENSES	
Audit & Accounting Charges	95,000.00
Advertisement expenses	59,67,824.00
Affiliation & Approval Fees	15,82,500.00
Books & Periodicals	1,19,379.00
Bus / Car Hire Charges	16,71,722.00
Computer Consumables	6,94,737.00
Consultancy Charges	76,89,115.00
Donations & Subscriptions	2,58,99,000.00
Medical Expenses	4,475.00
Electricity Charges	57,48,498.00
Faculty Development Expenses	21,34,794.00
Fuel Charges	22,65,010.00
Office Expenses	23,86,470.00
Garden Expenses	50,000.00
General Expenses	25,17,437.00
Project Expenses	15,32,678.00
Insurance Premium	90,515.00
Lab Consumables	9,74,713.00
Legal and Filing Expenses	33,733.00
Library Software	35,868.00
Rates & Taxes	76,362.00
Printing & Stationery	12,91,683.00
Postage and Telegramme	13,785.00
Repairs Renewals and Renovations	54,99,845.00
Rent	3,78,612.00
Internet Expenses	3,31,791.00
Security charges	36,47,547.00
Seminar, Conference, Workshop and Fair Charges	4,04,603.00
Stall Hire Charges	1,24,214.00
Staff Welfare Expenses	6,97,283.00
Students Uniform, Games & Welfare Expenses	47,70,751.00
Telephone expenses	2,79,714.00
Training & Placement Expenses	44,70,900.00
Transportation Coolie & Cartage Charges	16,375.00
Travelling & Conveyance	32,10,036.00
	8,67,06,969.00
Particulars	Netaji Subhash Engineering College
Schedule 11	
FINANCIAL CHARGES	
Bank Interest	3,04,503.00
Bank Charges	3,11,703.48
	6,16,206.48



THE INSTITUTE OF COMPUTER ENGINEERS (INDIA)
Old Kapsadanga, P.O. & Dist. - Hooghly, Pin - 712103

Fixed Asset Schedule as on 31.03.2015
Schedule : 3

Netaji Subhash Engineering College

Particulars	Dep Rate	Bal. As on 31.03.2014	Additions this Year		Total (Rs.)	Dep Rate	Depreciation for the year 2014-2015	Balance as on 31.03.2015
			01.04.2014 to 30.09.2014	01.10.2014 to 31.03.2015				
Land	0%	1,16,12,778.39	1,40,500.00	-	1,17,53,278.39	0%	-	1,17,53,278.39
Building	5%	53,92,61,524.15	2,14,47,376.00	2,32,80,895.00	58,39,89,795.15	5%	2,86,17,467.38	55,53,72,327.77
Computers	60%	13,85,381.25	62,76,221.00	9,90,606.00	86,52,208.25	60%	48,94,143.15	37,58,065.10
Library books	60%	15,63,640.47	12,27,550.00	11,94,812.00	39,86,002.47	60%	20,33,157.88	19,52,844.59
Library books (TEQIP)		4,28,760.00			4,28,760.00			4,28,760.00
Lab Equipments (TEQIP)		8,23,628.00	18,585.00		8,42,213.00			8,42,213.00
Lab Equipments	15%	3,09,03,302.99	32,90,622.00	50,44,414.00	3,92,38,338.99	15%	55,07,419.80	3,37,30,919.20
Electrical Installations	10%	76,16,796.81	1,78,247.00	10,06,531.00	88,01,574.81	10%	8,29,830.93	79,71,743.88
Furniture & Fittings	10%	1,21,80,419.69	6,74,248.00	5,85,062.00	1,34,39,729.69	10%	13,14,719.87	1,21,25,009.82
Generator	10%	8,82,176.10			8,82,176.10	10%	88,217.61	7,93,958.49
Motor Car	15%		6,80,000.00		6,80,000.00	15%	1,02,000.00	5,78,000.00
Office Equipments (TEQIP)		16,380.00			16,380.00			16,380.00
Office Equipments	10%	11,75,827.84	2,26,821.00	1,15,743.00	15,18,391.84	10%	1,46,052.03	13,72,339.81
Total		60,76,50,615.69	3,41,60,170.00	3,22,18,063.00	67,42,28,848.69		4,35,33,008.66	63,06,95,840.03



NETAJI SUBHASH ENGINEERING COLLEGE

Unit of : The Institute of Computer Engineers (India)

Panchpota, Police Para, Garia, Kolkata - 700 152

Income & Expenditure Account for the year ended March 31,2014

Particulars		Netaji Subhash Engineering College
<u>INCOME</u>	Sch. No	Amount(Rs)
Tuition fees from Students		267,322,625.00
Other Incomes	8	10,213,290.00
		277,535,915.00
<u>EXPENDITURE</u>		
Payment to & provision for Employees	9	97,265,954.00
Office & Administration Expenses	10	102,847,877.00
Financial Expenses	11	1,260,085.32
Depreciation	3	39,459,111.51
		240,833,027.83
NET SURPLUS (CARRIED OVER TO BALANCE SHEET)		36,702,887.17

Schedules 8 to 12 referred to above form an integral part of the Income & Expenditure Account

For The Institute of Computer Engineers (India)

In terms of our attached report of even date

MANAS & ASSOCIATES

Chartered Accountants

Debabrata Basu



Authorized Signatory

CA DEBABRATA BASU

PARTNER

M. NO. - 062886

Place : Kolkata

Date : 20.09.2014

NETAJI SUBHASH ENGINEERING COLLEGE

Unit of : The Institute of Computer Engineers (India)

Panchpota, Police Para, Garia, Kolkata - 700 152

Balance Sheet as on 31.03.2014

Particulars	Netaji Subhash Engineering College	
	Sch.No	Amount(Rs)
<u>SOURCES OF FUNDS</u>		
A. Owned Funds		
Trust fund		
Reserves & Surplus	1	826,785,779.09
Secured Loans	2	80,543,554.00
		907,329,333.09
<u>APPLICATION OF FUNDS</u>		
A. Fixed Assets		
Gross Block	3	647,309,727.20
Less: Depreciation		39,459,111.51
Net Block		607,850,615.69
B. Investments	4	80,153,399.00
C. Current Assets		
Cash in hand & at Bank	5	32,666,492.93
Other Current Assets	6	226,967,668.72
		259,634,161.65
D. Less: Current Liabilities & Provisions		
Current Liabilities	7	40,308,843.25
Net Current Assets		219,325,318.40
Total		907,329,333.09

Schedules 1 to 7 referred to above form an integral part of the Balance Sheet.

For The Institute of Computer Engineers (India)

In terms of our attached report of even date

MANAS & ASSOCIATES

Chartered Accountants

Authorized Signatory

CA DEBABRATA BASU

PARTNER

M. NO. - 062886

Place : Kolkata

Date : 20.09.2014



part of Balance Sheet

Netaji Subhash Engineering College	
Schedule 1	
RESERVES & SURPLUS	
As per Account	790,082,891.92
Add : Surplus	36,702,887.17
	826,785,779.09
Schedule 2	
SECURED LOANS	
Bank Overdraft Account	5,103,554.00
Loan from TEQUIP	75,440,000.00
	80,543,554.00
Schedule 4	
INVESTMENTS	
Principal Amount of Fixed Deposits	64,513,167.00
Accrued Interest on Fixed Deposits	15,640,232.00
Other Investments	
	80,153,399.00

Netaji Subhash Engineering College	
Schedule 5	
CASH IN HAND & BANK	
Axis Bank - Sec - V, Salt Lake	6,962,595.56
Allahabad Bank, Cossimbazar	136,822.00
HDFC Bank, Sec - II, Salt Lake	25,185.00
Punjab National Bank, Garia	19,288,272.18
Punjab National Bank, Sec - V, Salt Lake	826,717.00
Punjab National Bank, Sec - V, Salt Lake	(6,014,076.97)
Punjab National Bank, Shakespeare Sarani	1,150.54
Punjab National Bank, TEQIP	549,601.00
Punjab National Bank, TEQIP	48,812.56
Punjab National Bank, TEQIP	124,537.00
Punjab National Bank, TEQIP	261,412.00
Punjab National Bank, TEQIP	315,440.00
Punjab National Bank, TEQIP	285,739.00
Punjab National Bank, TEQIP	263,682.00
State Bank of Travancore, Sec - III, Salt Lake	7,924,359.13
State Bank of Travancore, Sec - III, Salt Lake	796,999.00
Union Bank of India, IEP	851,841.93
Cash in Hand (As Certified)	17,404.00
	32,666,492.93



Netaji Subhash Engineering College

Schedule 6

OTHER CURRENT ASSETS

Advance for Land	
Advance for Building	1,000,000.00
Advance to Inter Unit Entities	2,000,000.00
Other Advances	214,375,702.72
Earnest Money with AICTE	1,438,661.00
Arrear TDS Refundable	42,266.00
TDS Refundable for this year	2,016,219.00
Security Deposits	1,057,791.00
Advance to Sundry Creditors	673,000.00
TDS Advance	1,250,000.00
Union Monthly Plus Recurring Deposit	2,527.00
Interest against Recurring Deposits	2,800,000.00
	311,502.00
	226,967,668.72

Particulars

Netaji Subhash Engineering College

Schedule 7

CURRENT LIABILITIES

Caution Money Deposits	
Provision for Audit Fees	23,932,736.00
Provision for Liabilities	90,000.00
Advance from Inter Unit Entities	-
Advance from Other Entities	1,150,000.00
Interest Fund Account TEQIP	1,552,661.00
Project - EDC	(876,343.75)
Fund Receipts for TEQIP	-
Employees Provident Fund	2,178,914.00
Employees ESI	-
Scholarship	16,545.00
Security Deposit	7,192,449.00
Loan (TEQUIP)	3,000.00
Sundry Creditors	1,640,215.00
	3,428,667.00
	40,308,843.25



INCOME	
Interest on Fixed Deposits	9,515,271.00
Interest on Recurring Deposit Account	214,506.00
Rent from Bank	19,500.00
Interest on Savings Account	464,013.00
	10,213,290.00

Schedule 9

PAYMENT TO & PROVISIONS FOR EMPLOYEES

Staff salaries	94,567,935.00
Employer's Provident Fund Contributions	2,234,177.00
Employer's Contribution to ESI	164,084.00
Administrative Expenses for P.F.	299,758.00
	97,265,954.00

Particulars

Netaji Subhash Engineering College

Schedule 10

OFFICE & ADMINISTRATION EXPENSES

Audit & Accounting Charges	90,000.00
Advertisement expenses	3,704,726.00
Affiliation & Approval Fees	623,000.00
Books & Periodicals	80,148.00
Bus / Car Hire Charges	1,155,649.00
Computer Consumables	433,430.00
Consultancy Charges	1,580,220.00
Donations & Subscriptions	63,041,074.00
Medical Expenses	979.00
Electricity charges	4,394,598.00
Faculty Development Expenses	1,685,560.00
Fuel Charges	2,263,323.00
Office Expenses	1,163,733.00
General Expenses	3,066,257.00
Insurance Premium	66,112.00
Lab Consumables	153,017.00
Legal and Filing Expenses	13,760.00
License Fees	100,163.00
Rates & Taxes	1,844,008.00
Printing & Stationery	1,286,620.00
Postage and Telegramme	600.00
Repairs Renewals and Renovations	5,103,557.00





	504,816.00
Expenses	402,195.00
Printing charges	3,244,146.00
Seminar, Conference, Workshop and Fair Charges	1,234,233.00
Staff Welfare Expenses	311,934.00
Students Uniform, Games & Welfare Expenses	687,848.00
WBUT Exam Expenses	1,630,292.00
Telephone expenses	234,414.00
Training & Placement Expenses	1,302,475.00
Transportation Coolie & Cartage Charges	100,000.00
Travelling & Conveyance	1,344,990.00
	102,847,877.00
Particulars	Netaji Subhash Engineering College
Schedule 11	
FINANCIAL CHARGES	
Bank Interest	1,159,229.00
Bank Charges	100,856.32
	1,260,085.32



THE INSTITUTE OF COMPUTER ENGINEERS (INDIA)

Old Kapatdanga, P.O. & Dist - Hooghly, Pin - 712103

Fixed Asset Schedule as on 31.03.2014

Schedule : 3

Netaji Subhash Engineering College

Particulars	Dep Rate	Bal. As on 31.03.2013	Additions this Year		Total (Rs.)	Dep Rate	Depreciation for the year 2013-2014	Balance as on 31.03.2014
			01.04.2013 to 30.09.2013	01.10.2013 to 31.03.2014				
Land	0%	11,612,778.39			11,612,778.39	0%	-	11,612,778.39
Building	5%	559,156,122.37	4,325,068.00	4,055,788.00	567,536,978.37	5%	28,275,454.22	539,261,524.15
Computers	60%	1,137,913.12	2,325,540.00		3,463,453.12	60%	2,078,071.87	1,385,381.25
Library books	60%	1,353,216.17	1,329,268.00	700,924.00	3,383,408.17	60%	1,819,767.70	1,563,640.47
Library books (TEQIP)		428,760.00			428,760.00			428,760.00
Lab Equipments (TEQIP)		677,414.00	51,983.00	94,231.00	823,628.00			823,628.00
Lab Equipments	15%	28,821,962.55	877,880.00	6,117,229.00	35,817,071.55	15%	4,913,768.56	30,903,302.99
Electrical Installations	10%	7,670,191.90	554,434.00	225,930.00	8,450,555.90	10%	833,759.09	7,616,796.81
Furniture & Fittings	10%	11,706,629.65	995,787.00	787,626.00	13,490,042.65	10%	1,309,622.97	12,180,419.69
Generator	10%	980,195.67			980,195.67	10%	98,019.57	882,176.10
Motor Car	15%	-			-			-
Office Equipments (TEQIP)		16,380.00			16,380.00			16,380.00
Office Equipments	10%	576,865.38	729,610.00		1,306,475.38	10%	130,647.54	1,175,827.84
Total		624,138,429.20	11,189,570.00	11,981,728.00	647,309,727.20		39,459,111.51	607,850,615.69

